



ΑΚΤΙΝΟΛΟΓΙΚΗ
ΕΤΑΙΡΕΙΑ
ΒΟΡΕΙΟΥ
ΕΛΛΑΔΟΣ

RADIOLOGY
SOCIETY OF
NORTHERN
GREECE

ΗΜΕΡΙΔΑ

ΑΚΤΙΝΟΛΟΓΙΚΗΣ

ΕΤΑΙΡΕΙΑΣ ΒΟΡΕΙΟΥ ΕΛΛΑΔΟΣ

R S N G C O U R S E

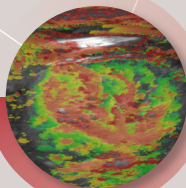
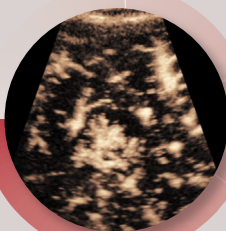
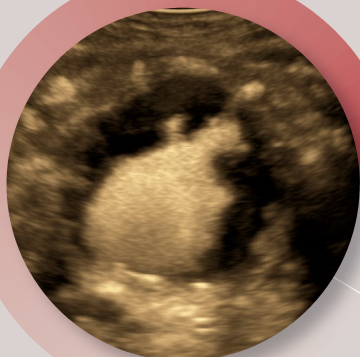
ΕΠΙΚΑΙΡΑ ΑΚΤΙΝΟΛΟΓΙΚΑ ΘΕΜΑΤΑ:

CEUS COURSE 2023

CURRENT RADIOLOGY ISSUES:
THESSALONIKI CEUS COURSE 2023

WWW.AEBE-RAD.GR

Υπό την αιγίδα
Under the auspices



SATURDAY

23

SEPTEMBER
Σάββατο 23
Σεπτεμβρίου 2023

ώρα έναρξης 10:15 π.μ.

WEBINAR

ΟΙ ΣΥΝΕΔΡΙΕΣ ΘΑ ΠΡΑΓΜΑΤΟΠΟΙΗΘΟΥΝ
ΣΤΑ ΑΓΓΛΙΚΑ ΜΕΤΑ ΑΠΟ ΧΑΙΡΕΤΙΣΜΟ
ΣΤΗΝ ΕΛΛΗΝΙΚΗ

SESSIONS WILL BE DONE IN ENGLISH,
FOLLOWING AN INTRODUCTORY
GREETING IN GREEK

FINAL
PROGRAM

Address by the Administrative Board of RSNG

Dear Colleagues,

The Administrative Board of Radiological Society of Northern Greece are pleased to extend a warm welcome to you to attend the webinar entitled "Current Radiology issues: Thessaloniki CEUS course 2023".

Contrast-enhanced ultrasound (briefly termed CEUS) is a well-established modality, already in widespread use in Europe, Asia and the United States. CEUS has been extensively studied and proven useful in a wide range of applications and clinical scenarios, leading to the publication of guidelines and recommendations of the European Federation of Societies for Ultrasound in Medicine and Biology (EFSUMB), lastly updated in 2020 for liver applications and in 2017 for the non-hepatic applications.

This is the first time that CEUS will be presented in such a large-scale educational event in Thessaloniki, Greece, and it is our ambition and goal to introduce the technique to Radiologists and physicians in Northern Greece. The webinar has been endorsed by EFSUMB, which is a great honour for our Society and will also be broadcasted outside Greece, in an attempt to act as an international platform for exchange of knowledge, experience and opinions. To this aim, and in order to organize an educational event of the highest standards, the organizing Committee has invited renowned national and international experts from the United Kingdom and Greece.

The event will include theoretical lectures, case presentations and discussion sessions, illustrating the value of CEUS in various scenarios from the daily clinical practice. The webinar will start with an introduction on CEUS, discussing physics, technique and indications and will then go through uses in liver, kidneys and vascular imaging, also complementing interventional Radiology.

We cordially look forward to welcoming everyone in this virtual event and exchange knowledge and experience on CEUS.

Kind regards,

The course Directors

The President of RSNG
Evangelos Destanis

The general Secretary of RSNG
Vasileios Rafailidis

RSNG Board of Directors

President:	Evangelos Destanis
Vice President:	Alexandros Kallifatidis
General Secretary:	Vasileios Rafailidis
Special Secretary:	Danai Hourmouzi
Treasurer:	Elizabeth Psoma
Members:	Anastasios Lefkopoulos Stefanos Finitsis

Scientific Program

10:15-11:00

Session 1: Introduction

Moderator: **D. Cokkinos**

Greetings by the President of the Society

E. Destanis

Introduction to CEUS: basic principles / artifacts / indications

V. Rafailidis

Discussion, questions, comments

11:00-11:50

Session 2: CEUS & liver

Moderators: **P. Prassopoulos, G. Germanidis**

CEUS in liver: Benign and malignant focal liver lesion

P. Sidhu

Case-based presentation & discussion

D. Cokkinos

Panelists discussion

11:50-12:00

Break

12:00-12:50

Session 3: CEUS & kidneys

Moderators: **E. Destanis, G. Dimitriadis**

CEUS & kidneys

D. Cokkinos

Case-based presentation & discussion

H. Mouschouris

Panelists discussion

12:50-13:00

Break

13:00-14:00

Session 4: Vascular imaging & Interventional Radiology with CEUS

Moderators: **E. Psoma, P. Chatzigeorgiadis**

Vascular imaging & Interventional Radiology with CEUS

D. Huang

Case-based presentation & discussion

G. T. Yusuf

Panelists discussion & final discussion

List of Moderators & Speakers

Chatzigeorgiadis Paul

Vascular Surgeon,
Thessaloniki, Greece

Cokkinos Demosthenes

Consultant Radiologist, Lefkos
Stavros-The Athens Clinic,
Greece

Destanis Evangelos

Consultant Radiologist,
Thessaloniki, Greece

Dimitriadis Georgios

Professor of Urology, Aristotle
University of Thessaloniki,
Greece

Germanidis Georgios

Gastroenterologist, Professor
of Internal Medicine Aristotle
University of Thessaloniki,
Greece

Huang Dean

Consultant Diagnostic and
Interventional Radiologist,
King's College Hospital
London, UK

Mouschouris Hippokrates

Consultant Radiologist,
"Tzaneio" General Hospital of
Piraeus, Athens, Greece

Prassopoulos Panos

Professor of Radiology
Aristotle University of
Thessaloniki, Greece

Psoma Elizabeth

Consultant Radiologist,
AHEPA University Hospital,
Aristotle University of
Thessaloniki, Greece

Rafailidis Vasileios

Consultant Radiologist,
AHEPA University Hospital,
Aristotle University of
Thessaloniki, Greece

Sidhu Paul

Professor of Imaging
Sciences, King's College
Hospital London

Yusuf Gibran Timothy

Consultant Interventional
Radiologist King's College
Hospital, London, UK

General Information

Date

Saturday, September 23rd, 2023

Official Language

Greek & English will be the official languages of the Webinar and no simultaneous translation will be provided.

CME Accreditation

The Webinar has been accredited with CME credits by the National Medical Association.

Certificate of Attendance

The certificates will be sent after the end of the webinar as soon as the evaluation form will be electronically be submitted to the Secretariat

Registration Fees

The participation to the Webinar is **free**.

Organization



**Radiological Society
of Northern Greece**

info@aebe-rad.gr

Webinar Secretariat



Global Events

Thessaloniki

e-mail: info@globalevents.gr

Athens

e-mail: athens@globalevents.gr

www.globalevents.gr